


architectural precast concrete



architectural
precast
concrete
Design in Concrete

30 Staple Street, Seventeen Mile Rocks Q 4073

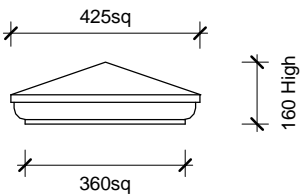
p. 07 3279 5329 f. 07 3279 0301

e. info@archpc.com.au

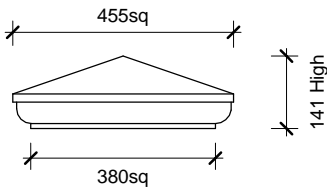
www.archpc.com.au



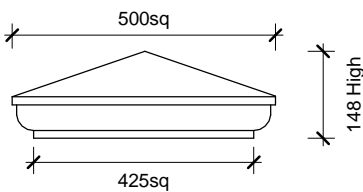
ASCOT SERIES (PC6)



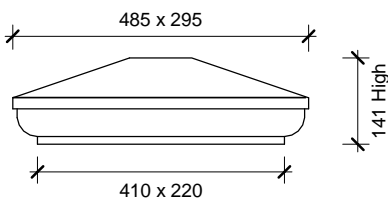
PC6-360



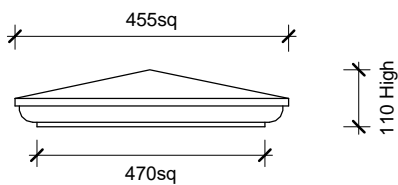
PC6-380



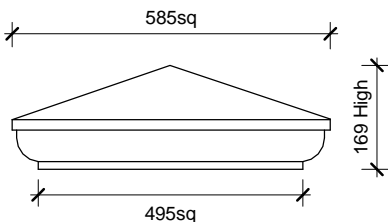
PC6-425



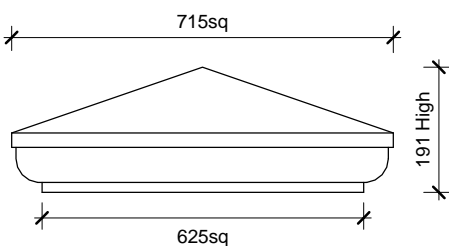
PC6R-410



PC6-470



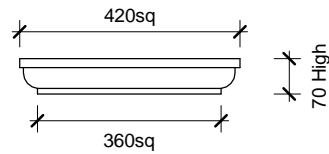
PC6-495



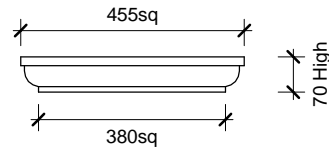
PC6-625



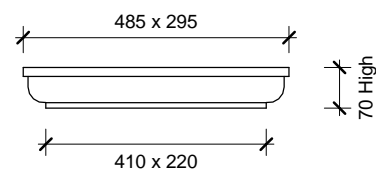
ASCOT FLAT SERIES (PC12)



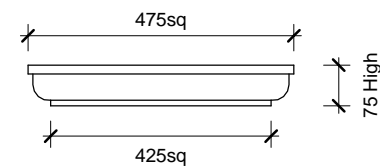
PC12-360



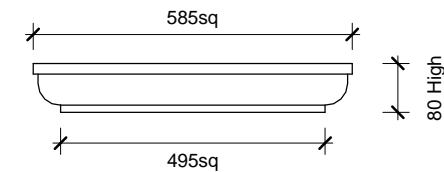
PC12-380



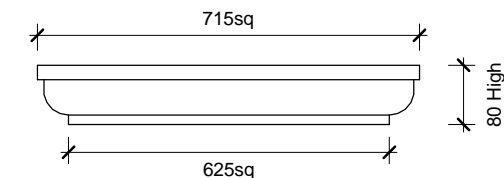
PC12R-410



PC12-425



PC12-495

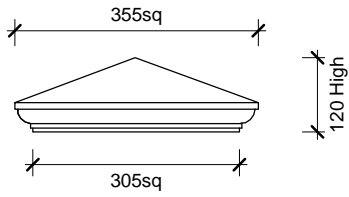


PC12-625

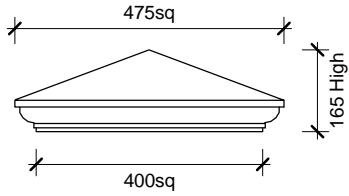
*NOTE: ALL ASCOT SERIES CAPS ARE AVAILABLE IN A FLAT TOP
 *ALL MEASUREMENTS IN MILLIMETRES
 *INDICATIVE PROFILES ONLY, SPECIFIC DETAIL MAY VARY



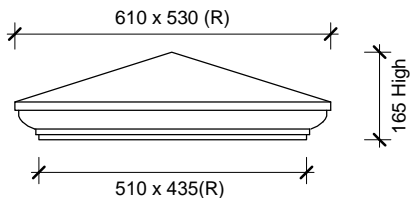
DEWAR SERIES (DEWPC)



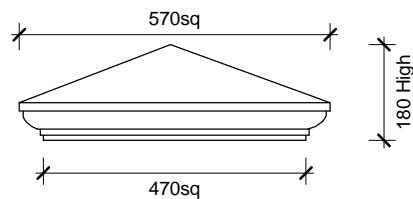
DEWPC305



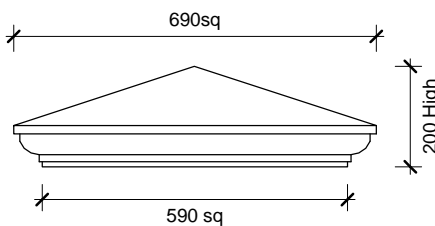
DEWPC400



DEWPC435



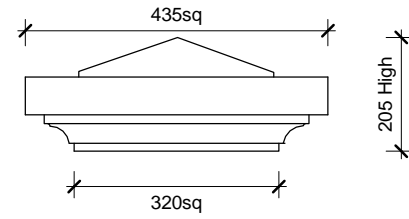
DEWPC470



DEWPC590



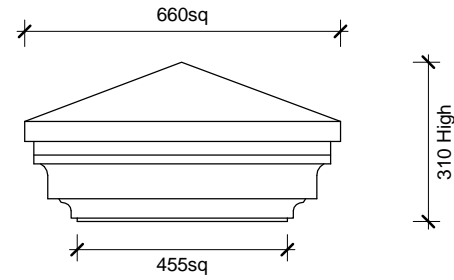
HERSTON SERIES



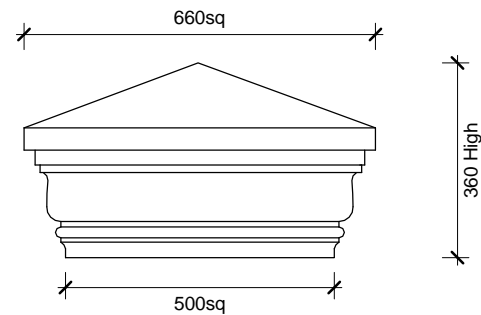
HERSTONPC320



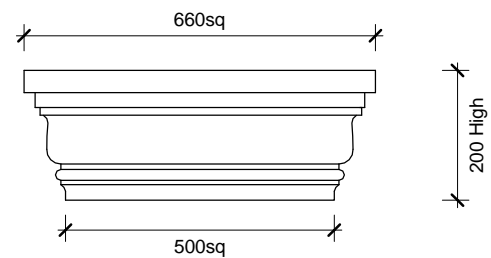
WINDERMERE SERIES (PC9)



PC9-455



PC9-500

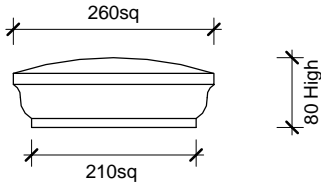


PC9-500 (Flat)

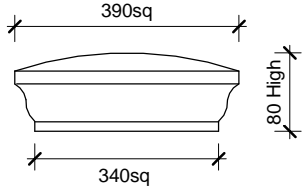
*NOTE: ALL DEWAR SERIES CAPS ARE AVAILABLE IN A FLAT TOP
 *ALL MEASUREMENTS IN MILLIMETRES
 *INDICATIVE PROFILES ONLY, SPECIFIC DETAIL MAY VARY



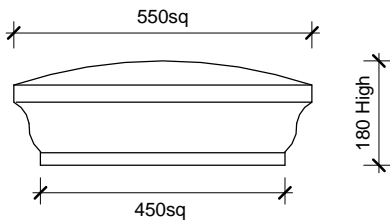
JEFFERSON SERIES (PCJ)



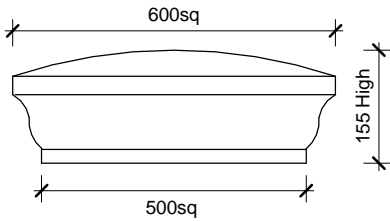
PC/J-210



PC/J-340



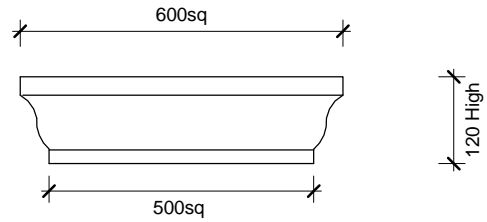
PC/J-450



PC/J-500



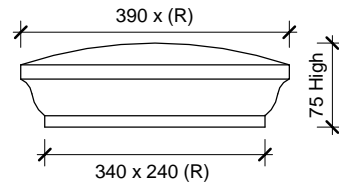
JEFFERSON FLAT OPTION



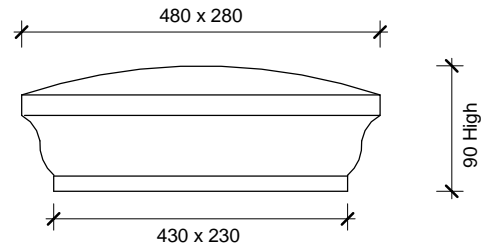
PC/J-500F



JEFFERSON RECTANGLE OPTION



PC/J-340R



JEFFPC430

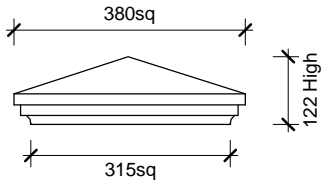
*NOTE: ALL JEFFERSON & WINDERMERE PIER CAPS RE AVAILABLE IN A FLAT TOP
 *ALL MEASUREMENTS IN MILLIMETRES
 *INDICATIVE PROFILES ONLY, SPECIFIC DETAIL MAY VARY

JEFFERSON PIER CAPS





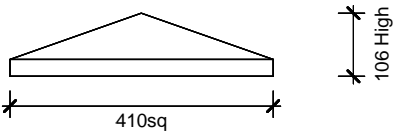
OXFORD SERIES (PCJ)



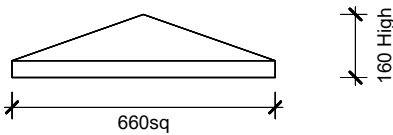
2 PIECE PIER CAP
PC8-315



WELLINGTON SERIES (PC25)



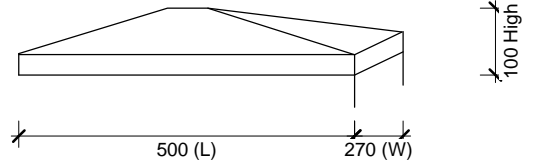
PC25-410



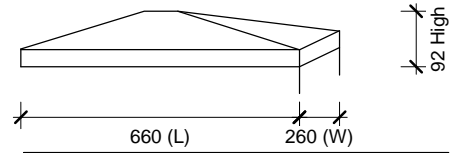
PC25-660



WELLINGTON SERIES - RECTANGLE



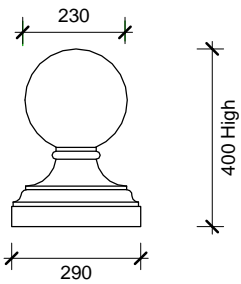
PC25R-500



PC25R-660



BALL ON BASE CAP

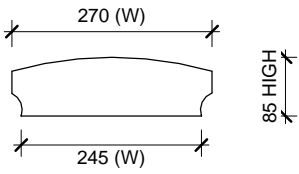


SF-4

*ALL MEASUREMENTS IN MILLIMETRES
*INDICATIVE PROFILES ONLY, SPECIFIC DETAIL MAY VARY



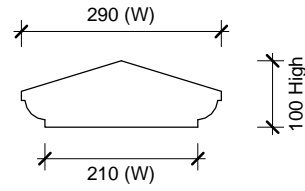
HAMILTON WALL CAP



800mm (L)
HAMWC245



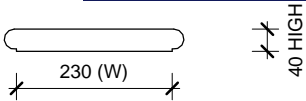
DEWAR WALL CAP



DEWWC210 - 800L
AVAILABLE IN END
DEWWCEND210 - 400L



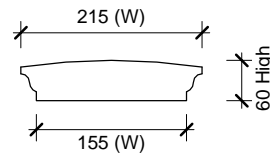
BULLNOSE WALL CAP



ASDBN230 (400(L) x 230(W) X 40(H))



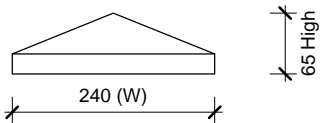
JEFFERSON WALL CAP (WC/J)



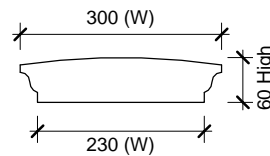
WC/J-155



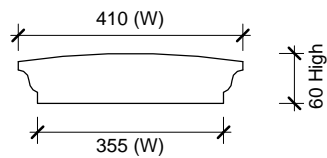
PITCHED WALL CAP



800mm (L)
WC7



WC/J-230
AVAILABLE IN END
JEFFWCEND230 - 400L



WC/J-355

*ALL MEASUREMENTS IN MILLIMETRES
 *INDICATIVE PROFILES ONLY, SPECIFIC DETAIL MAY VARY



ASCOT PIER CAPS